



Edgewood Primary School

Building skills and values for life

Headteacher: Mr Ed Seeley

www.edgewoodprimaryschool.co.uk

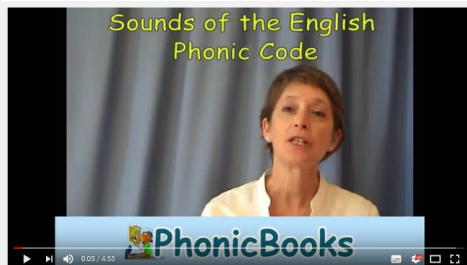
(0115) 956 1337

office@edgewood.notts.sch.uk

Friday, 27 March 2020

Oral blending

Blending sounds together to make words is a vital skill to help with learning to read. There is a range of activities below to help you and your child with blending. Please note, you don't need to know the letter sounds to play these games, the purpose is to listen to the words.



The sounds of the alphabet are being pronounced correctly, in line with how we teach them in school. This video is particularly helpful if you are unsure of how to say the letter sounds (not names).

<https://www.youtube.com/watch?v=lwJx1NSineE>



A lovely video which demonstrates how to blend.

<https://www.youtube.com/watch?v=qWn-qxUddqo>



Alphablocks is available on CBeebies, BBC iplayer and Youtube. Whilst the letters are on screen, they do a lot of blending within their stories. You may also find some alphablocks games on the CBeebies app.



<http://twitter.com/primaryedgewood>

<http://facebook.com/primaryedgewood>

Christchurch Road, Hucknall, Nottinghamshire, NG15 6HX




On PhonicsPlay choose 'Pick a Picture' and Phase 2, then click on 'New Word.' If you say the sounds, ask your child what word you are trying to say. Ask them to choose the right picture.

This game is accessible as part of the free access or simply follow the link below. You can also access the full list of activities, if you sign in with the username march2020 and use the password home.

<https://www.phonicsplay.co.uk/PictureMatch.html>




Match Cards



Choose any set of sounds. If an adult says the sounds, the child can try and guess the word from the pictures. E.g. say t, i, n.

<https://www.phonicsbloom.com/uk/game/match-cards?phase=2>

Fishy Phonics



Choose any set of sounds. If an adult says the sounds, the child can try and guess the word from the pictures. They then need to catch the correct word. E.g. say b, i, n.

<https://www.phonicsbloom.com/uk/game/fishy-phonics?phase=2>

Practical activities

These are 5 minute quick ideas.



You could always change this to your own name! use instruction for your child to follow such as

- Simon says touch your h-ea-d
- Simon says show me your l-i-p
- Simon says s-i-t
- Simon says tap your kn-ee
- Simon says be a c-a-t

Other words include h-i-p, f-oo-t, ar-m, h-o-p, j-u-m-p, d-o-g, sh-ee-p.



Collect some things from around the home, such as a pen, cup, ted, phone, fork, lid. Play I spy, but say the sounds for your child to hear the word. Eg, I spy, with my little eye, something with the sounds p-e-n.



Collect some things from around the home, such as a pen, cup, ted, phone, fork, lid, coin. Sound talk all the objects eg c-oi-n, d-u-ck. Place a towel over the objects, ask your child to close their eyes or turn away. Pick up an object under the towel and reveal the remaining objects. Can they guess which object is missing? Sound talk the word. This game is great for boosting your child's memory. You may wish to start with 4 objects and increase them as your child becomes more confident with the game.



We call it four corners, but you can extend this as you wish. Collect your objects as above and place them round the room (even better if you have space in the garden). Give your child an instruction such as touch the l-i-d, jump to the p-e-n etc...



Draw an object on separate pieces of paper (of chalk outdoors). Say a word in soundtalk for your child to jump on it, or to find. Objects you could draw, include pan, net, cat, dog, log, jug, web, mop,

Printable activities

If you do not have a printer, you could make your own simpler versions of these using your child's blue book we sent home.

Twinkl cvc pictures to point to.

https://content.twinkl.co.uk/resource/95/17/t-l-8673-cvc-mixed-words-matching-activity-.pdf?_token=&exp=1585310720~acl=%2Fresource%2F95%2F17%2Ft-l-8673-cvc-mixed-words-matching-activity-.pdf%2A~hmac=caad19e8952d360e00a4d453dccc3fb886a8743322f729805c7adeef83277a0e

The pictures are

- Net
- Man
- Hug
- Map
- Wet
- Rat
- Log
- Red
- Dog
- Pig
- Leg
- Hat

If you would like a free one month subscription to twinkl, you can go to the website www.twinkl.co.uk/offer and enter the code UKTWINKLHELPS

